

Important to know

When cleansing using antiseptic soap, rinse and dry the skin thoroughly prior to applying the dressing. Otherwise soap residues could affect the dressing's ability to stay securely in place.

Do not stretch the dressing while applying. Avoid wrinkles.



Mepilex Border Post-Op ordering information

Art. no	Size (cm)	Pcs/shelf	Pcs/transp.
496100	6 × 8	10	100
496200	9 × 10	10	100
496300	10 × 15	10	100
496400	10 × 20	10	30
496450	10 × 25	10	80
496600	10 × 30	10	40
496650	10 × 35	5	50

Proving it every day

At Mölnlycke, we deliver innovative solutions for managing wounds, improving surgical safety and efficiency, and preventing pressure ulcers. Solutions that help achieve better outcomes and are backed by clinical and health-economics evidence.

In everything we do, we are guided by a single purpose: to help healthcare professionals perform at their best. And we're committed to proving it every day.

References: 1. Beele H. et al. A prospective randomized controlled clinical investigation comparing two post-operative wound dressings used after elective hip and knee replacement; Mepilex® Border Post-Op versus Aquacel® Surgical. International Journal of Orthopaedic and Trauma Nursing, 2020. 2. Van Overschelde P, et al. Undisturbed wound healing: a single centre retrospective study investigating patient reported outcomes and clinical validity of extended dressing wear time for incisional healing following orthopaedic surgery, the ARCTIS study. Journal of Wound Care, 2024. 3. Zarghooni K. et al. Is the use of modern ver-sus conventional wound dressings warranted after primary knee and hip arthroplasty? Acta Orthopaedica Belgica, 2015. 4. Bredow J. et al. Evaluation of Absorbent Versus Conventional Wound Dressing. A Randomized Controlled Study in Orthopedic Surgery. Deutsche Arzteblatt International, 2018.

More information www.molnlycke.ca

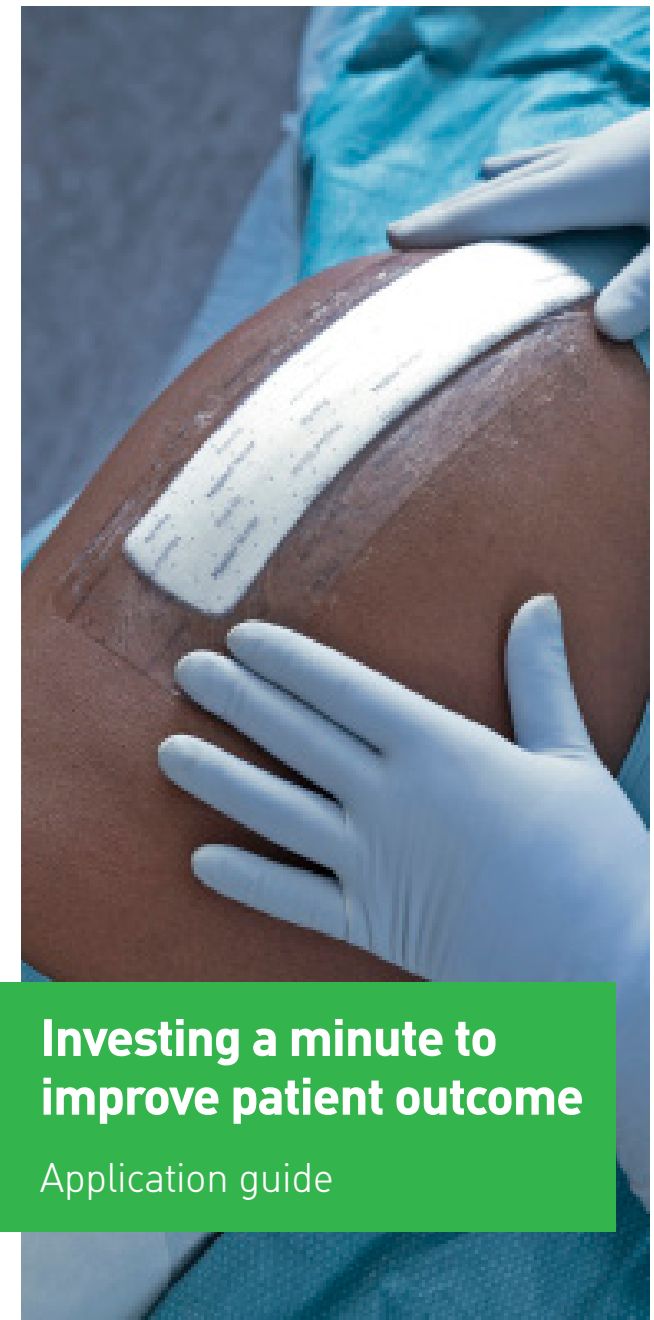
Clinicians should ensure that the product is used in accordance with the manufacturer's instructions for use and their own clinical judgment. Report complaints to Mölnlycke Health Care.

Mölnlycke Health Care Canada. 2010 Winston Park Drive, Suite 100, Oakville, ON, L6H 5R7. Phone: 905-829-1502
The Mölnlycke, Mepilex and Hibiscrub trademarks, names and logotypes are registered globally to one or more of the Mölnlycke Health Care group of companies. © 2024 Mölnlycke Health Care AB. All rights reserved.

Descutan is a registered trademark of Fresenius Kabi Sweden.



CEWC072406-1



Investing a minute to improve patient outcome

Application guide

Mepilex® Border Post-Op
Healing uninterrupted



Always start with clean and dry skin.

How to use Mepilex® Border Post-Op

1.

Open the sterile packaging and remove the dressing. Make sure the skin is clean and dry before starting application



2.

Remove the release liner fully or partly and apply the dressing to skin



3.

Using the tab, start removing the frames, one after the other



4.

Finalise the application by stroking the full dressing area for maximal adherence





When not to change

Mepilex Border Post-Op is designed to **effectively absorb** and wick blood away from the incision¹. This makes the dressing wear time long – up to **14 days**².

If you see blood in the dressing, don't think you have to change it. Let the dressing do its job – **don't change unless it's needed**. The images below show when it is time to!

Don't change dressing!



Change dressing!

